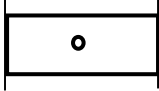
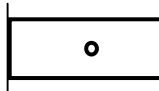
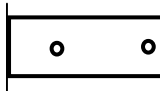
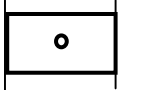
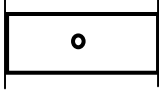
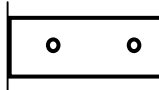
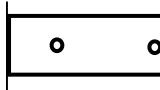
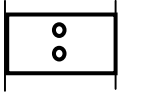
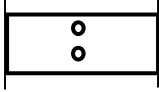
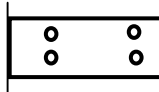
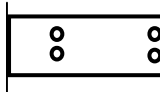


Kanalversteifungen

Rohrstangenversteifungen

Anzahl der Versteifungen bezogen auf die Kantenlänge

a bzw. b und Kanallänge L

grösste Kantenlänge a bzw. b	Kanallänge L			
	von 1100 mm bis 1399 mm	von 1400 mm bis 1749 mm	von 1750 mm bis 2000 mm	von 2001 mm bis 3000 mm
1251 mm - 1500 mm				
1501 mm - 1999 mm		 *)	 *)	 *)
ab 2000 mm		 *)	 *)	 *)

*) Kreuzverstrebung wenn b-Mass > 1000 mm